

Minnesota Microscopy Society

Local affiliate of the *Microscopy Society of America*
and the *Microbeam Analysis Society*



Newsletter

January 2007

Minnesota Microscopy Society February Meeting

Friday, February 9, 2007

Workshop: Optical Microscopy Techniques and Tools

Location

Medtronic Inc., World Headquarters
Conference room: LT Garden A&B
710 Medtronic Parkway (I-694 & Hwy 65)
Fridley, MN 55432

Cost of the Meeting

Cost of the meeting is \$10 for MMS members. This includes a pizza lunch.

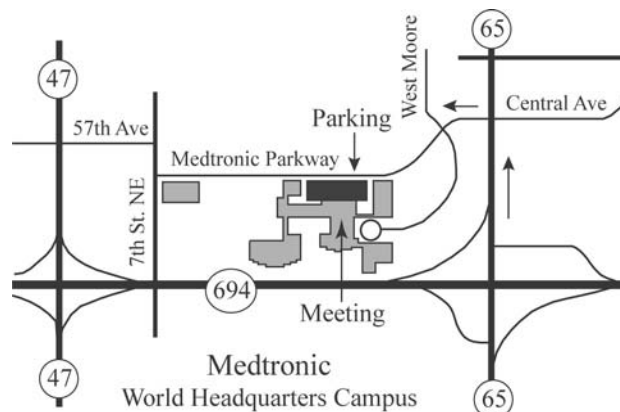
Schedule

9:30 AM - 10:00 AM	Registration
10:00 AM - 11:00 AM	North Central Instruments: Basic Lighting Methods and Preventative Maintenance
11:00 AM - 12:00 PM	LEEDS Precision Instruments: Confocal and Laser Confocal Microscopy: Practical Applications and Techniques
12:00 PM - 1:00 PM	Lunch
1:00 PM - 2:00 PM	Fryer Company: Image Analysis Techniques
2:00 PM - 4:00 PM	Hands-on demonstrations

Reservations

Registration for the meeting **MUST** be made no later than **Monday, February 5, 2006**. However, space is limited, so register early. Registration can be made by e-mailing Peter Yurek at peter.yurek@medtronic.com, or by phone at 763-514-1250. Include your name, company, phone number, and e-mail address.

*Location map - Medtronic World Headquarters.
Parking is in the ramp north of the building.
The visitor entrance is on the third level.*



Future Events

MinnTS

(Minnesota Technical Symposium)

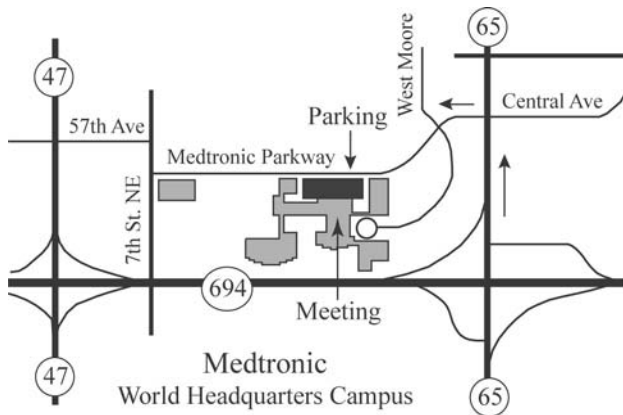
Thursday, March 15, 2007

Location

Medtronic Inc., World Headquarters
 Conference room: LT Garden A&B
 710 Medtronic Parkway (I-694 & Hwy 65)
 Fridley, MN 55432

Speakers

(To be announced)



*Location map - Medtronic World Headquarters.
 Parking is in the ramp north of the building. Visitors enter on the third level.*

Minnesota Microscopy Society's Spring Symposium

“Emerging Technologies in Microscopy”

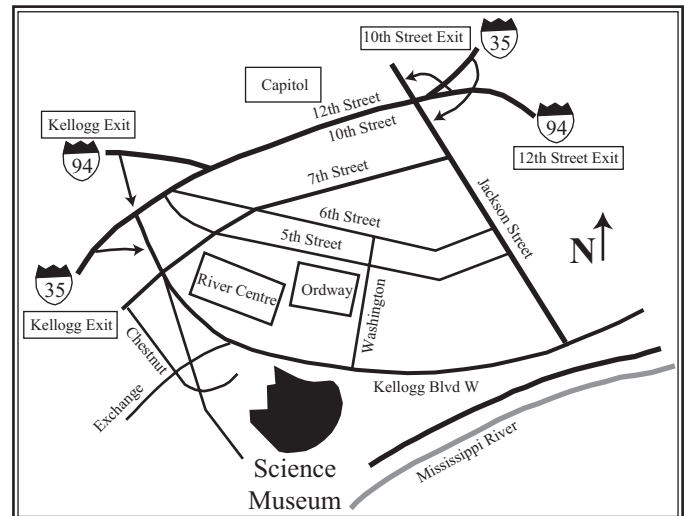
Friday, April 20, 2007

Location

Science Museum of Minnesota
 120 W. Kellogg Blvd., St. Paul
 Discovery Hall
 (www.sci.mus.mn.us)

As always the Minnesota Microscopy Society's big event is our day-long Spring Symposium. Some of the possible topics include:

- He Ion Microscopy
- EDS silicon drift detector
- Low Angle Backscattered Detector
- Table top TEM / SEM
- VPSEM Gas Luminescence Detector
- Raman Spectroscopy.



*Location map - Science Museum of Minnesota.
 Parking is available in the ramp on the south side of the building.*

Microscopy & Microanalysis 2007

Location

Broward County Convention Center
Fort Lauderdale, Florida

Dates

August 5 - August 9, 2007

Tutorials

- High pressure freezing for electron microscopy of biological specimens.
- Freeze substitution method: tutorial and roundtable discussion.
- A novel sample freezing method.
- Electron tomography for materials science.
- LACSBI: incoherent imaging for quantitative TEM.
- Atomic force microscopy (AFM) and related microscopy techniques and applications.
- X-ray microCT.

More Information

<http://microscopy.org/MMMeetings/MM07/>

Scanning 2007

Location

The Portola Plaza
Monterey, California

Dates

April 10 - April 12, 2007

Short Courses

- Scanning microscopy in forensic science.
- Introduction to atomic force microscopy.
- Advanced topics in SEM.
- Quantitative measurements using atomic force microscopy.
- Materials sciences applications of atomic force microscopy.
- Mastering the digital image.

More Information

201-818-1010
www.scanning.org

Upcoming Meetings of MN Nano

Nano/MEMS Sensor Special Interest Group Workshop Including Seagate Facility Tour

Tuesday, January 16, 2007

7:30 AM – Continental Breakfast

8:00 AM-1:00 PM – Program

Seagate Conference Room - Gate 5

7801 Computer Avenue, Bloomington, MN 55435

Topics include:

- Nanoscale magnetic reader head.
- Spintronic Sensors.
- Sensors - medical applications of microsystems.
- Nano applications for Starkey hearing instruments.

Characterization of Nano Materials

Wednesday, January 31, 2007

7:30 AM – Continental Breakfast

8:00 AM-1:00 PM – Program

University of Minnesota, Minneapolis

Walter Library Room 101

Topics include:

- Using HRTEM to characterize nanoparticle growth mechanisms.
- Multi functional nanomechanical material property testing.
- Surface characterization tools for nanotechnology – the top few atomic layers.
- Getting substrate-independent properties on thin dielectric films.
- Optical, microstructural, and surface characterization of luminescent silicon quantum dots.
- Tours Characterization facility at Shepherd Lab or Particle Lab in Hasselmo Hall.

For more information and to register contact MN Nano at mnnano@harringtoncompany.com or by calling 952-928-4650.

Sustaining Members

Sustaining members are the backbone of financial support for the Society. These members make it possible for the Society to support Project Micro and to cover many expenses of the regular meetings and the Spring Symposium. We greatly appreciate the continued support of these individuals and corporations. To become a Sustaining Member, complete and return the MMS membership form at the end of the newsletter.

Joel Ash	Precision Instruments	
Tony Bourgholtzer	Foundation for Advances in Medicine & Sci.	201-818-1010
Michael Boykin	Mager Scientific, Inc.	734-426-3885
Mike Coscio	Medtronic Inc.	763-505-4561
Doug D'Arcy	DMS	
Matt Dugas	ARC	651-789-9000
Lester Engel	Engel Metallurgical	320-253-7968
Charles Garber	SPI Supplies	610-436-5400
Larry Hanke	Materials Evaluation & Engineering Inc.	763-449-8870
Gary Hawkinson	FEI Company	608-291-0157
Brad Johnson	North Central Instruments/Leica	612-559-3008
Mark Kelsey	Bruker AXS Microanalysis	708-386-9684
Ken Kilby	Leeds Precision Instruments	612-546-8575
Stacie Kirsch	EMS & Diatome	800-523-5874
David Leland	Thermo Electron Corp.	
Jim Liddle	HITACHI High Technologies America, Inc	847-273-4359
Peter McSwiggen	McSwiggen & Associates	612-781-2282
Robert Mierzwa	JEOL USA, Inc.	920-803-8945
Ruth Murray	Oxford Instruments USA	859-384-9861
Ted Pella	Ted Pella, Inc.	800-237-3526
Russell Pylkki	Aspen Research	651-264-6000
Gary Saxrud	Fryer Company, Inc.	952-942-6747
Jean L. Schlosser	Crane Engineering and Forensic Services	763-557-9090
Michael Smith	Guidant	651-582-4965
Chad Tabatt	Gatan, Inc.	888-778-7933
Augusta Tartarelli	Evans Analytical Group	952-828-6411
Yianni Tousimis	Tousimis	301-881-2450
John Treadgold	Carl Zeiss SMT	630-497-8166
Joe Ullmer	EDAX International	801-495-2750
Bede Willenbring	BY Design of New Hope, Inc.	763-208-7741
Ken Witherspoon	IXRF Systems, Inc.	281-286-6485

If any Sustaining Members are missing from this list, *please* contact either: Jason Heffelfinger (763-514-1021, jason.r.heffelfinger@medtronic.com) or Peter McSwiggen (612-781-2282, PMcS@McSwiggen.com).

MMS Patron Members

The Minnesota Microscopy Society would like to express sincere thanks to our Patron Members. These members provide financial support to the organization above the standard membership fee. This additional support makes it possible for MMS to maintain its financial well being. To become a Patron Member, complete and return the MMS membership form at the end of the newsletter.

Jackie Aguilera	3M Company, St. Paul	Susan Okerstrom	Medtronic Inc., Brooklyn Center
Tony Anderson	SurModics, Eden Prairie	Ev Osten	3M Company, St. Paul
Erin Brown	Ecolab Inc., St. Louis Park	Ann Palmer	University of Minnesota, Mpls
Mary Buckett	3M Company, St. Paul	Jeff Payne	3M Company, St. Paul
Barry Carter	University of Minnesota, Mpls	Christina Pierce	SurModics, Eden Prairie
Dale Case	Imation, Oakdale	Ky Pham	Medtronic Inc., Mpls
Carolyn Casoria	Honeywell, Mpls	Oanh Pham	3M Company, St. Paul
Ellery Frahm	University of Minnesota, Mpls	Patricia Sanft	H.B. Fuller Co., St. Paul
Chris Frethem	University of Minnesota, Mpls	Mary Swierczek	3M Company, St. Paul
Jason Heffelfinger	Medtronic Inc., Brooklyn Center	Jerry Tangen	JEOL USA, Inc., Monticello
Robert Lundquist	Boston Scientific, Mpls	Ove Thompson	FEI Company, Excelsior
Stuart McKernan	3M Company, St. Paul	Mark Windland	Honeywell, Plymouth
Eric Morrison	Ecolab Inc., Mendota Heights	Klaus Wormuth	SurModics, Eden Prairie

MMS BOARD and OFFICERS 2006-2007

President: Sue Okerstrom, Medtronic Inc.,
7000 Central Ave. NE., Minneapolis, MN 55432
(612) 514-4678; sue.okerstrom@medtronic.com

Past-President: Jason Heffelfinger, Medtronic Inc.,
6700 Shingle Creek Parkway, Brooklyn Center, MN 55350;
(763) 514-1021; jason.r.heffelfinger@medtronic.com

President-Elect: Peter Yurek, Medtronic Inc.,
6700 Shingle Creek Parkway, Brooklyn Center, MN 55350;
(763) 514-1250; peter.yurek@medtronic.com

Secretary: Robert Lundquist, Boston Scientific,
One SciMed Place, Maple Grove, MN 55442;
(763) 494-7945; robltt@juno.com

Treasurer: Bede Willenbring, H.B. Fuller Co., St. Paul, MN;
(651) 236-5470; Bede.Willenbring@HBFuller.com

Corporate Liaison: Jason Heffelfinger, Medtronic Inc.,
6700 Shingle Creek Parkway, Brooklyn Center, MN 55350;
(763) 514-1021; jason.r.heffelfinger@medtronic.com

Webmaster: Stuart McKernan, 3M Center,
Bldg. 201-BE-16, St. Paul, MN 55144-1000
(651) 736-5993; smckernan@mmm.com

Newsletter Editor: Peter McSwiggen, McSwiggen & Associates,
2855 Anthony Lane S., Suite B1, St. Anthony, MN, 55418;
(612) 781-2282; PMcS@McSwiggen.com
Copy Editing: Barbara Meier

MAS Representative: Michael Coscio, Medtronic Inc.,
710 Medtronic Parkway, Minneapolis, MN 55432-5604;
(763) 505-4561; mike.coscio@medtronic.com

ProjectMicro Director: Jeff Payne, 3M Center,
Bldg. 201-BE-16, St. Paul, MN 55144-1000;
(651) 733-2352; jjpayne@mmm.com

Other Board Members:

Ev Osten, 3M Center, St. Paul, MN;
(651) 736-0104; efosten@mmm.com

Paul Baker, Medtronic Inc., Minneapolis, MN;
(763) 514-4519; paul.baker@medtronic.com

Mary Swierczek, 3M Center, St. Paul, MN;
(651) 736-5087; mswierczek@mmm.com

Steve Block, JEOL USA, Inc.,
s-block@comcast.net

Ann Palmer, University of Minnesota
Dept. of Pediatrics, Mpls, MN; palme003@umn.edu

Ky Pham, Medtronic Inc., Minneapolis, MN;
(612) 514-4705; ky.pham@medtronic.com

Dwight Erickson, 3M Center, St. Paul, MN;
(651) 736-2830; dderickson3@mmm.com

Minnesota Microscopy Society – Membership Form

All microscopists are urged to support their Society at one of the membership levels offered below. The more dues-paying members we have, the more likely we are to attract sustaining corporate memberships which form the financial backbone of our Society. Often, supervisors will support MMS memberships out of their project budget because they recognize that it is a very inexpensive way to maintain and increase the skills of their microscopists. If you have been a member over the years and recognize the value of MMS to the community of microscopists it serves, consider upgrading your membership this year to the patron or sustaining level. Thank you.

Name _____ Dr _____ Mr _____ Ms _____ Phone (____) _____

Affiliation _____ Position _____

Address _____ ZIP _____

E-mail address _____

Indicate the method by which you would like to receive the Newsletter: mail _____ e-mail/web _____ both _____

Student (\$5) _____ Basic (\$10-\$24) _____ Patron (\$25-\$99) _____ Corporate Sustaining (\$100-) _____

Make checks payable to MMS and mail to our Treasurer:

Bede Willenbring, MMS Treasurer, 4763 Decatur Ave. North, New Hope, MN 55428-4402

or pay by credit card by going to the MMS Web site at: www.MNmicroscopy.org

Check here _____ if you do NOT want your name and address to appear in the Society directory.

Are you an MSA member? _____ MAS Member? _____ Other Professional groups? _____

Area of interest: Bioscience _____ Materials Science _____ Light _____ SEM _____ TEM _____ X-ray _____

Minnesota Microscopy Society
 Peter McSwiggen, MMS Editor
 McSwiggen & Associates
 2855 Anthony Lane South, Ste B1
 St. Anthony, MN 55418

Forwarding and Address
 Service Requested

February 9, 2007
***Optical Microscopy
 Workshop***